


OIG

Wayne Davenport, Auditor
Office of the Inspector General
Consultant, **Utility, Rail, Turnpike**



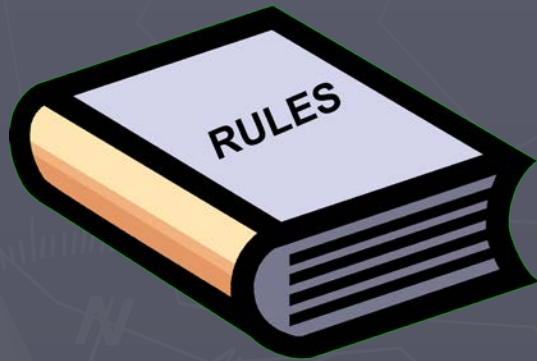
OIG - Staff

1. Lonnetta
2. Dorene
3. John
4. Milton
5. Shanna



OIG

General rules & guidelines



OIG

- ▶ Pay Rates
- ▶ Overhead Rates
- ▶ Proposals / Estimates
- ▶ Invoices



Pay Rates

- ▶ CCC
 - current, correct, certified
- ▶ Send with proposal
- ▶ Slows down things

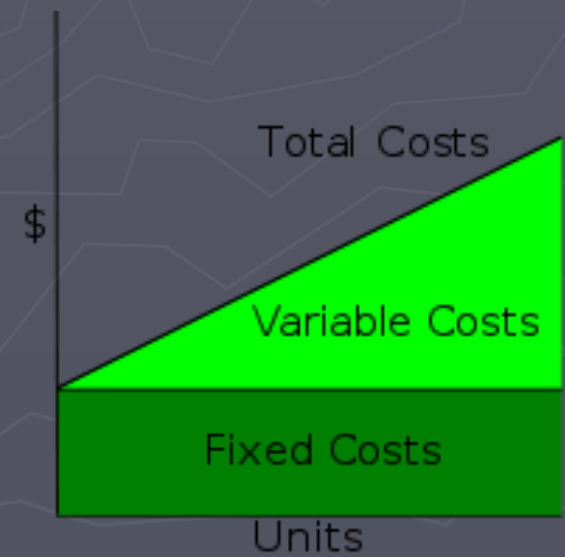
Pay Rates

- ▶ If hourly, then hourly rate
- ▶ If salary, divide by 2,080




Overhead Rates

- ▶ CCC
 - Current, correct, certified
 - Home, Field, FCCM (COC)
 - 6 months from FYE
 - Email us
- ▶ Certified (CCL)
- ▶ ICQ



Overhead Rates

- ▶ Self or CPA - depends
 - \$500,000 or 
 - Safe Harbor Rate – new firms to get established
- ▶ FAR compliant accounting system (job costing)

Proposals

► Correct – *reject* ()

- Math
- Employee name
- Classification
- Pay Rates
- OH Rates (COC)
- No Mark-ups
- How did it get this far

Description	Size	Unit	Man-hours Norm	Productivity Factor	Project Man-hours Rate
Rigid Steel Conduit	1/2"	lf	0.045	1.200	0.054
Rigid Steel Conduit	3/4"	lf	0.050	1.200	0.060
Rigid Steel Conduit	1"	lf	0.055	1.200	0.066
Rigid Steel Conduit	1-1/2"	lf	0.075	1.200	0.090
Rigid Steel Conduit	2"	lf	0.085	1.200	0.102

For normal installation conditions and projects, man-hours include:
receiving, unloading, unpacking, and moving to installation location
drawing review, layout, and marking locations
measure, cut, and thread
temporary supporting, climbing, etc.
standby time, cleanup time, etc.

Excludes:
box connections and fittings, but includes couplings
permanent hangers, supports or fastenings

Invoices

▶ Correct - *reject* ()

- Math
- Employee name
- Classification
- Pay Rates
- OH Rates (COC)
- No Mark-ups
- How did it get this far



Proposals & Invoices

- ▶ Submit timely!!

Description	Size	Unit	Man-hours		Project
			Norm	Factor	Man-hours Rate
Rigid Steel Conduit	1/2"	If	0.045	1.200	0.054
Rigid Steel Conduit	3/4"	If	0.050	1.200	0.060
Rigid Steel Conduit	1"	If	0.055	1.200	0.066
Rigid Steel Conduit	1-1/2"	If	0.075	1.200	0.090
Rigid Steel Conduit	2"	If	0.085	1.200	0.102

For normal installation conditions and projects, man-hours include:
receiving, unloading, unpacking, and moving to installation location
drawing review, layout, and marking locations
measure, cut, and thread
temporary supporting, climbing, etc.
standby time, cleanup time, etc.

Excludes:
box connections and fittings, but includes couplings
permanent hangers, supports or fastenings



OIG

Any questions



Call the office & ask to speak to one of the other auditors!!

THANK
YOU